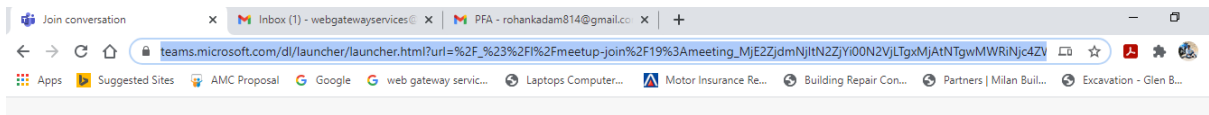


Link : [Click Here](#)

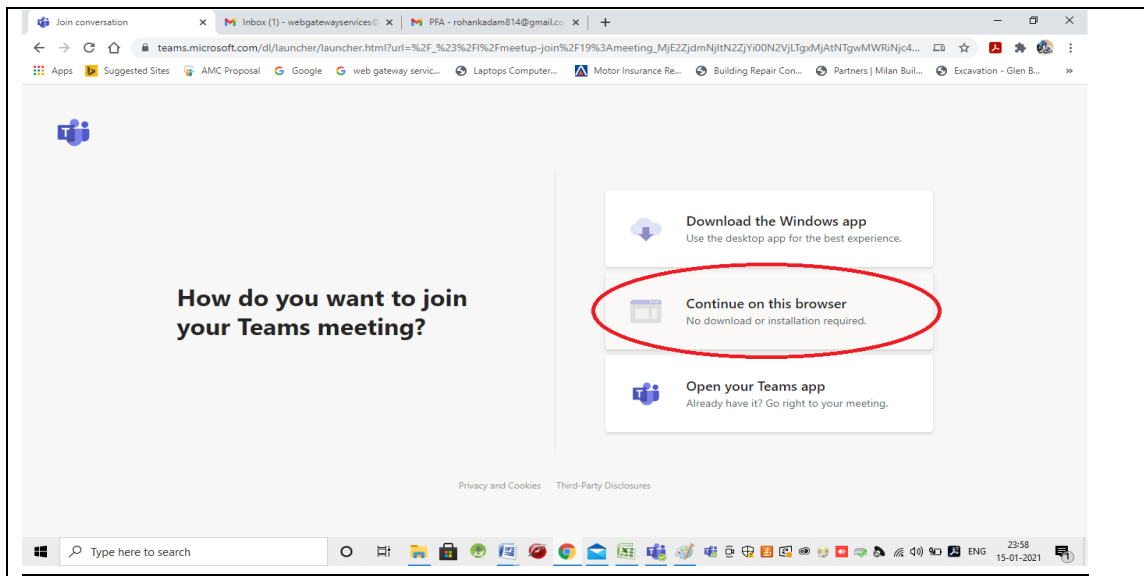
Laptop User:

1) Copy Above Link on google chrome



2) Then press enter

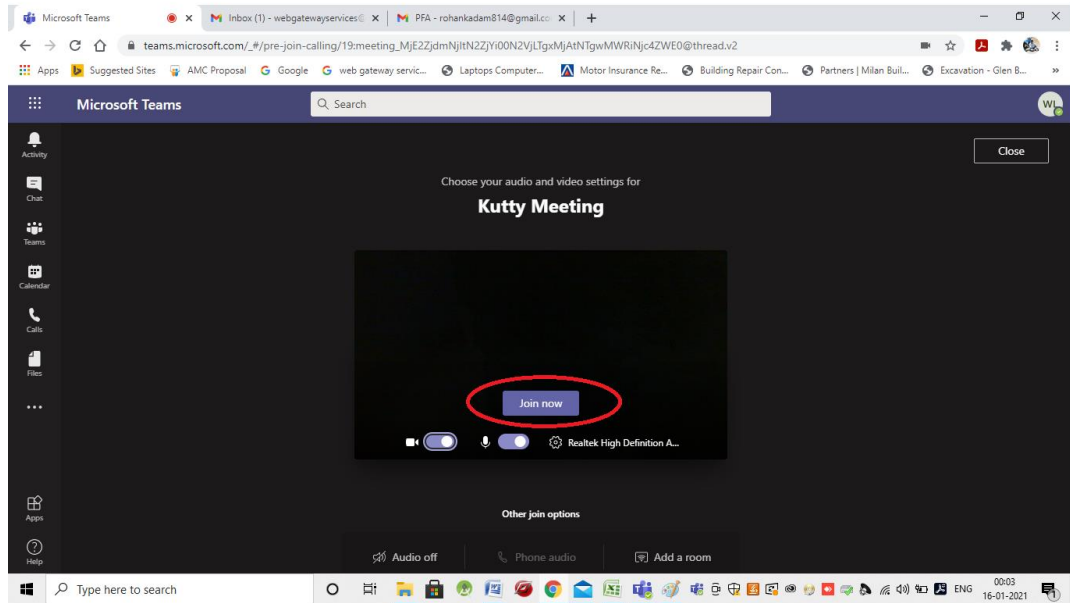
3) Click on Continue on this browser.



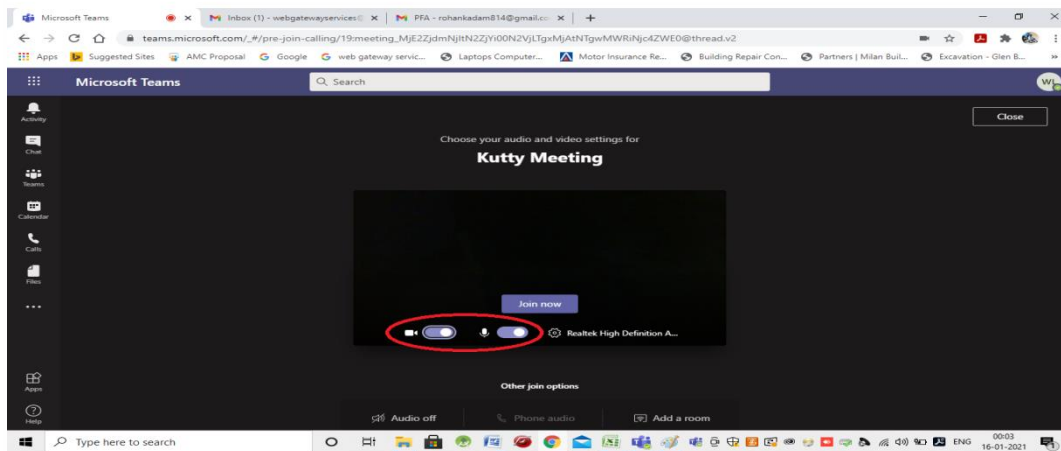
4) Write Down your Name & ID.

5) Allow Camera , Mic , Speaker notification.


6) Click On **Join Now**.



7) Please make sure your camera & Mic is ON.



Mobile User
via App

- 1. Go to Gmail.**
- 2. Kindly open the mail/whatsapp in which the link has been sent.**
- 3. After clicking the link, it will take you to Google Play Store where you will find Microsoft Teams.**
- 4. If Not kindly follow step 1 to 11 excluding step 4.**
- 5. Android User - Go to Google Play Store 
ios User – Go to App Store**
- 6. Search for “Microsoft Teams“.**
- 7. Press on Install.**
- 8. After installation , go to back to link given in mail/whatsapp.**
- 9. It will show to open in Microsoft Teams.**
- 10) Click on Just Once.**
- 11) Click on Join Meeting.**

**12) Please input your name. Eg. (ID number Name)
(9999 Sahil Gawankar)**

**13) Join the meeting. (maker sure your mic , Speaker
& camera is on)**